



Financial Report
August 2023
SIR Annual Conference


Carl Mason
State Treasurer

- August 31, 2023
- SIRinc.org for member info
- WeAreSir.com for the public

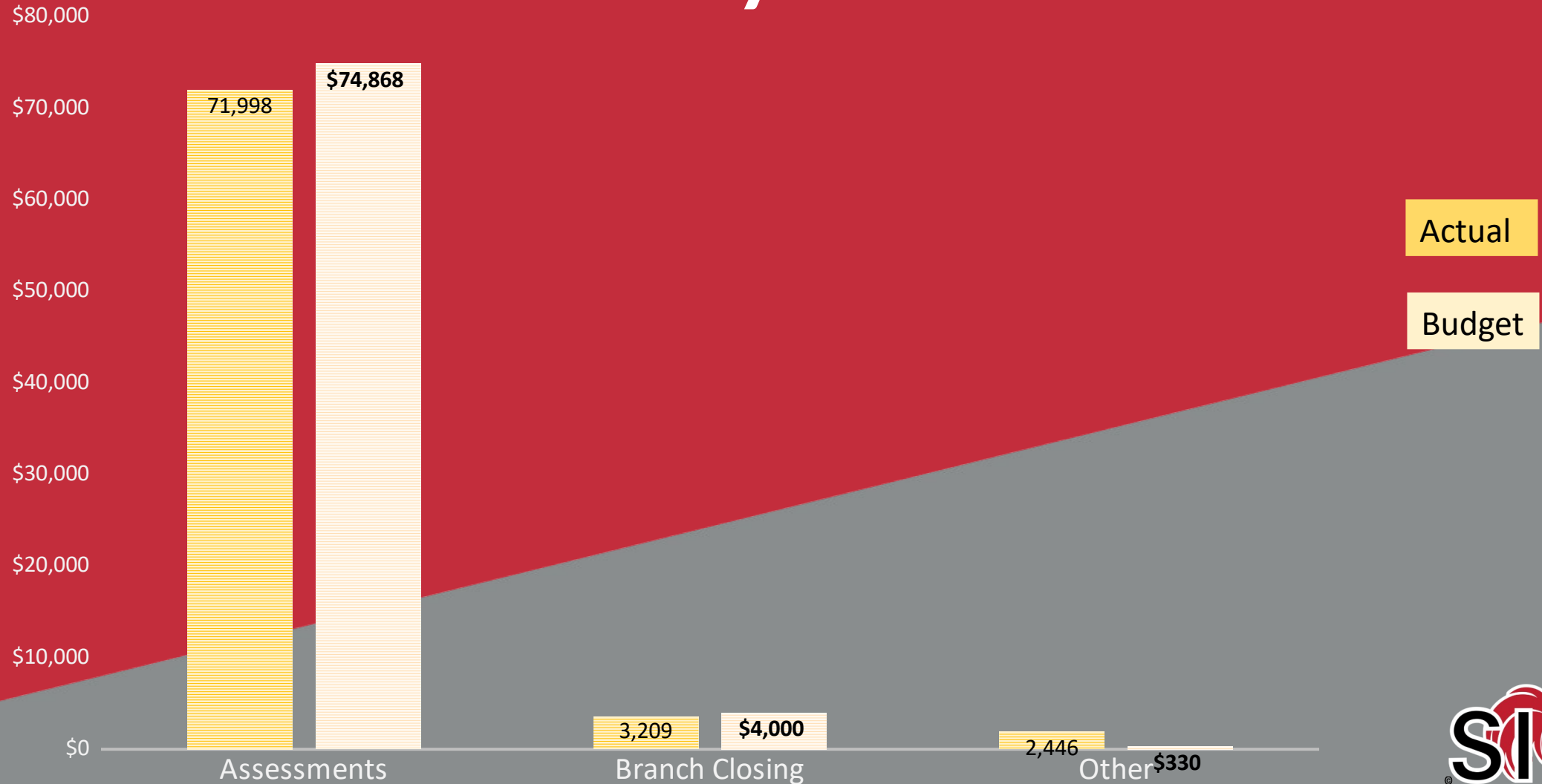


2023 Income Through July 2023

Sources of Revenue



2023 Revenue Actual vs. Budget As of July 2023



The Nature of Costs

- Fixed Costs
 - Costs that will not change during the year
- Variable Costs
 - Costs that can be controlled during the year

Our Fixed and Variable Costs Projected at December 2023

Fixed Costs %

80%

Fixed Costs

\$60,729

Variable Costs

16,399

Total Costs

\$77,127



SIR State Fixed Expenses 2023

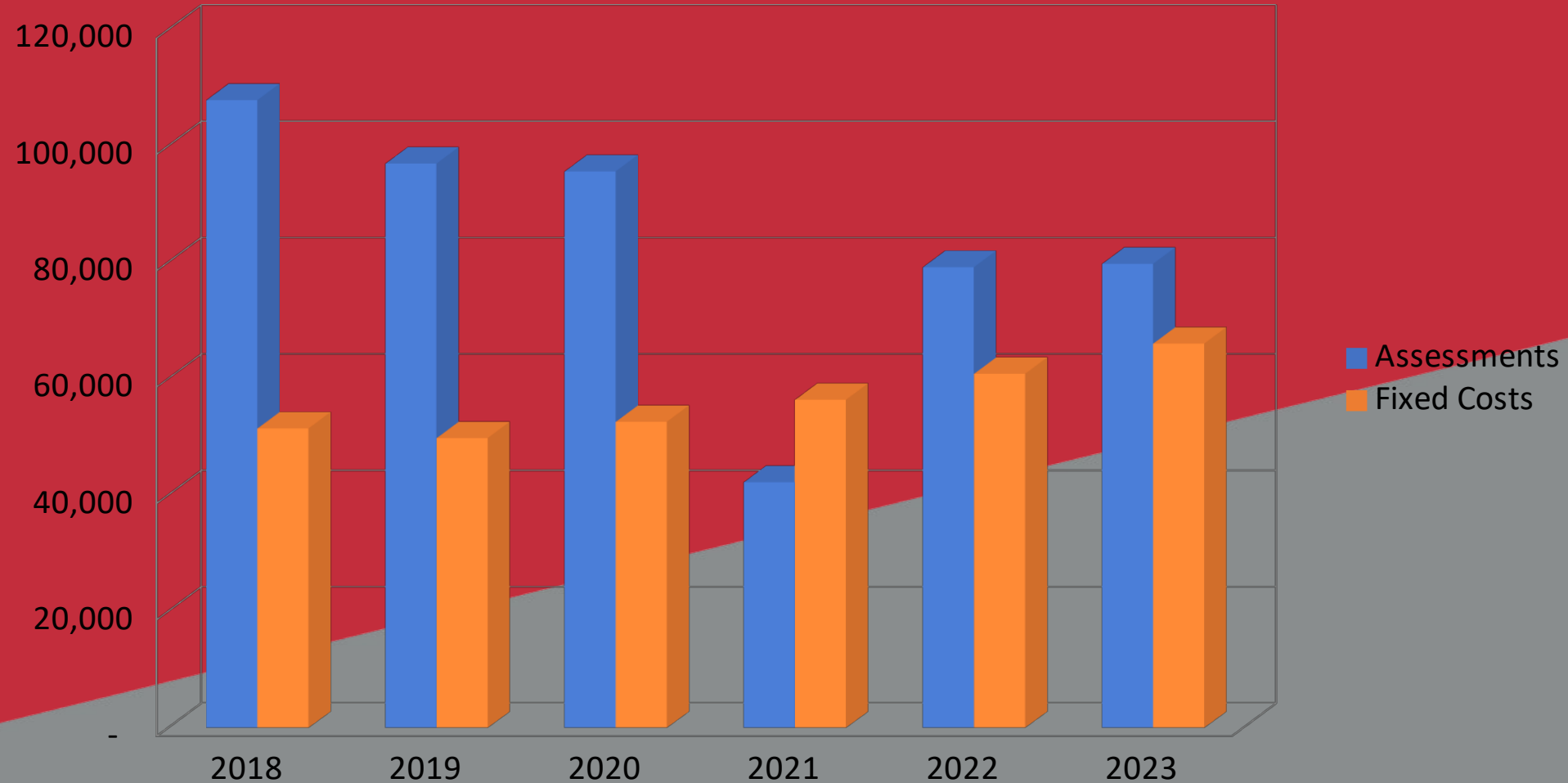
Fixed costs account for 80% of expenses:

• Insurance	\$ 51,259
• Sec of State CA S-100 Tax	1,927
• Attorney General Filing Fees	2,550
• Software Costs	<u>4,972</u>

Total Fixed Costs \$ 60,729



Fixed Costs to Revenue



2023 Variable Expenses

	Projected End of Year
SIR Officers Expenses	\$1,423
Office Expenses	1,855
Committees	2,918
State In-Person Meetings	6,175
Area Representatives Expenses	3,087
Other	941
Total Expenses	\$16,399

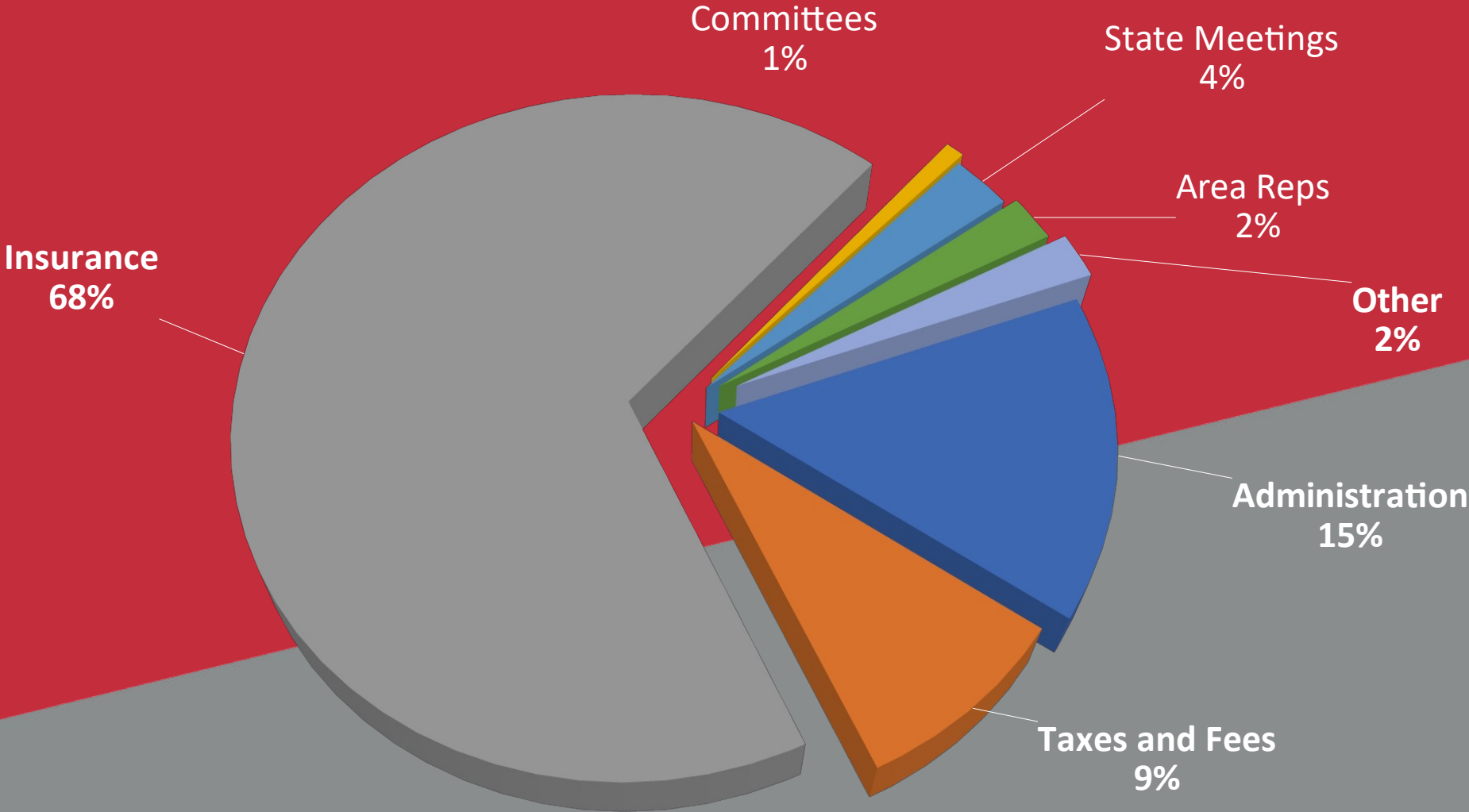


SIR Financial: Projected End of Year Balances

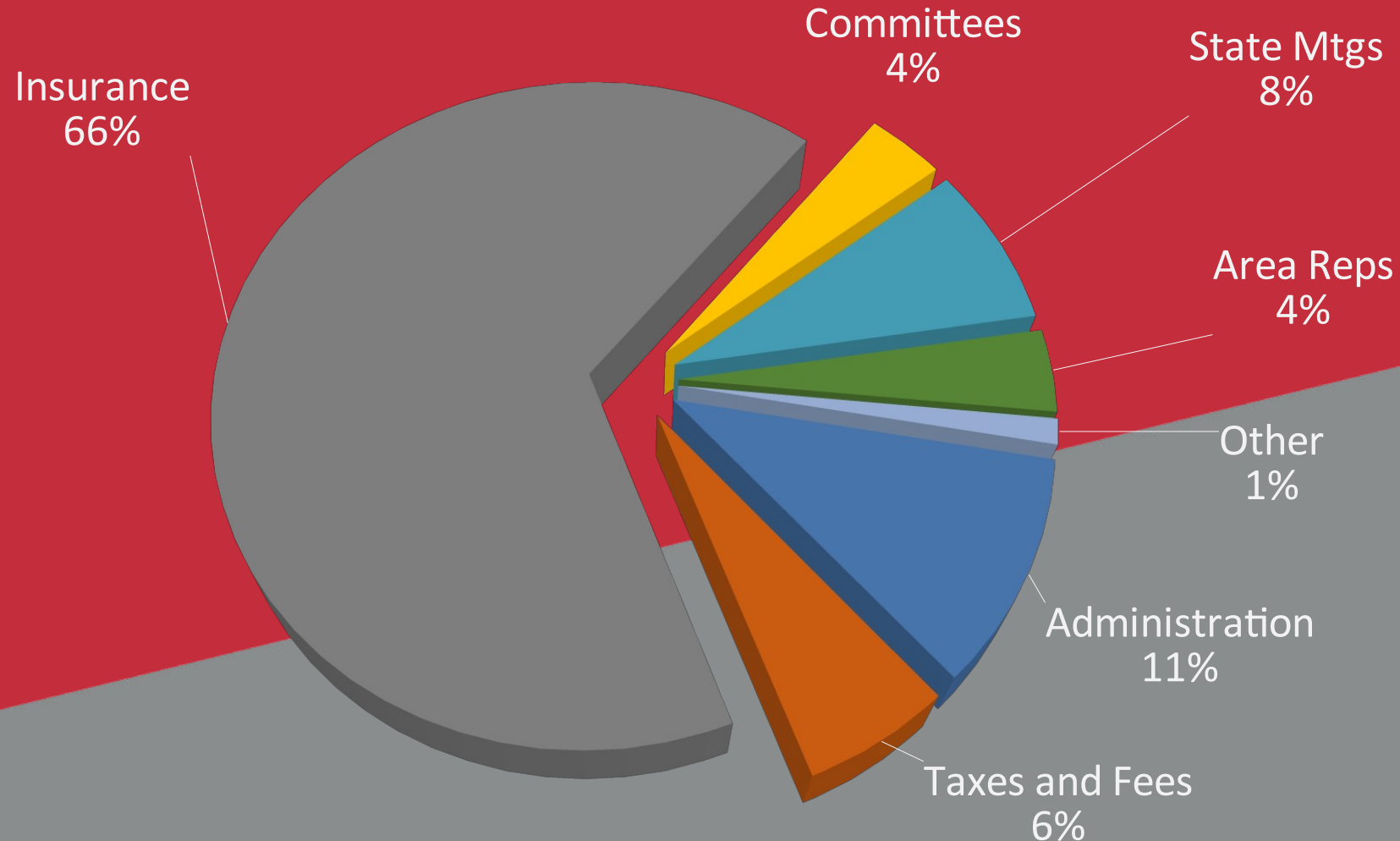
Account	Actual Jan to July	Projected Aug to Dec	Projected End of Year
REVENUE			
Assessments	\$51,498	\$20,500	\$71,998
Branch Closing	\$1,540	\$1,669	\$3,209
Other	\$1,261	\$1,185	\$2,446
Total Revenue	\$54,299	\$23,354	\$77,653
EXPENSE			
Administration	\$2,816	\$5,435	\$8,251
Taxes and Fees	\$3,677	\$800	\$4,477
Insurance	\$29,270	\$22,010	\$51,279
Committees**	\$368	\$2,550	\$2,918
State Mtgs	\$1,175	\$5,000	\$6,175
Area Representatives	\$967	\$2,120	\$3,087
Other	\$941	\$0	\$941
Total Expense	\$39,212	\$37,915	\$77,127
2023 Surplus	\$15,086	(\$14,561)	\$525



2023 Expenses Through July 2023



2023 Projected End of Year Results



Fixed Costs to Revenue

