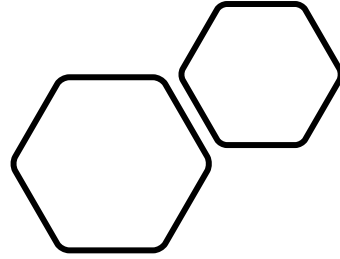
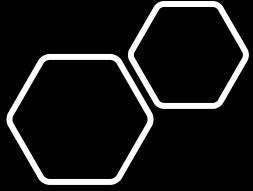


Recovering from a Website Failure



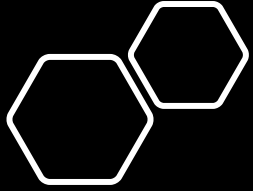
**SIR Webmaster Meeting
Friday, September 16, 2022**

Presenter: Kevin King
Branch 95 Webmaster



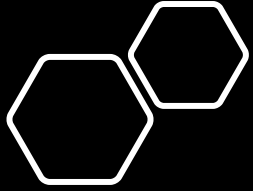
Why a good backup strategy is necessary

- Routine, regular updates of plugin files, theme and WordPress may negatively impact your site in the following ways:
 - Loss of vital functionality
 - Change the site's look and feel
 - Update could simply be incompatible
- Your site may be vulnerable to hacking
 - WP powers 35% of websites across the globe
 - While being the target of a bad actor is unlikely, the likelihood something could happen is not zero percent
 - Avoid weak passwords; update plugins regularly; use good security practices; backup frequently
- Hosting company may have a server outage and may have to revert back to a version that's a few days old



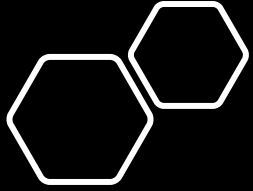
Backup Best Practices

- UpdraftPlus and All-In-One WP Migration are WP plugins that are included in the Quick Start Kit
- Configure and test UpdraftPlus
 - Captures recent changes to pages, plugins and uploads to media library
 - Schedule monthly backups at a minimum
 - Frequent changes to your site require more frequent backups
 - Recommend using cloud storage for backups
- Export the site with All-In-One WP Migration
 - Creates an image of the entire site's structure and environment
 - Manual process
 - Recommended to be done monthly
- Remember to backup files uploaded by FTP



Situations
where recovery
from a backup
may be
unnecessary

- Identify what changed since things worked correctly
 - Reverse those actions if possible
 - If you suspect a plugin is causing the problem, you can temporarily deactivate it or roll it back to the previous version



When all else fails...use the following recovery process

- To resolve plugin compatibility issues, temporarily deactivate all plugins EXCEPT All-In-One WP Migration
- Import the most recent image of the entire site's structure and environment using All-In-One WP Migration
- This import will include UpdraftPlus's configuration
- Log back into your website and click on UpdraftPlus Backup / Restore
- Select the backup file you wish to restore from the Existing backup list to restore the most recent changes to pages, plugins, uploads to media library, etc.
- Log back into your website and reactivate all plugins
- Check your website to confirm that the problem is resolved